


Ex10 UHF RFID Module(1-Port)



Model: RRU71717M-TC

RRU51717M-TC

RRU31717M-TC

Size: 26 x 22 x3.3mm

GENERAL DESCRIPTION

Based on the E310 chip design, Gen2 Extension Ready, ultimate small size, low power consumption, low cost, SMD form factor, maximum RF output of 27dBm, the size and pins are compatible with the imported UHF RFID modules in mainstream RFID printers, making it the best choice for various small desktop and mobile devices. Additionally, sub-versions based on the E710 and E510 are available.

FEATURES

- Self-intellectual property;
- Designed with IMPINJ E710/E510/E310 and support ISO18000-6C(EPC C1G2) protocol tag, featuring excellent multi-tag anti-collision functionality;
- 865~868MHz/902~928MHz frequency band(frequency customization optional);
- FHSS or Fix Frequency transmission;
- RF output power up to 27dbm(adjustable);
- Positioning holes used to facilitate connection to external antenna;
- Effective distance up to 6m*(with external 8dbi antenna and tag E41);
- Maximum inventory speed up to 1000pcs/s (using E710) or 600pcs/s (using E510) or 350 pcs/s (using E310);
- Tag buffer size up to 1000PCS@96bits EPC;
- Low power dissipation with single +3.6~5.5VDC power supply;
- Support RSSI;
- Capable of continuous operation for 24 hours×365 days;
- Support on-the-site firmware upgrading.

**Effective reading distance and tag interrogation speed are directly related to the antenna, tags, and the working environment.*

CHARACTERISTICS

● Absolute Maximum Ratings

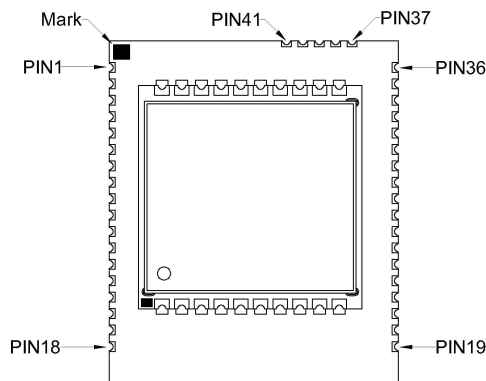
ITEM	SYMBOL	VALUE	UNIT
Power Supply	VCC	6	V
Operating Temp	T _{OPR}	-20 ~ +65	°C
Storage Temp	T _{STR}	-40 ~ +85	°C

● Electrical and Mechanical Specification

Under $T_A=25^{\circ}\text{C}$, $V_{CC}=+5\text{V}$ unless specified

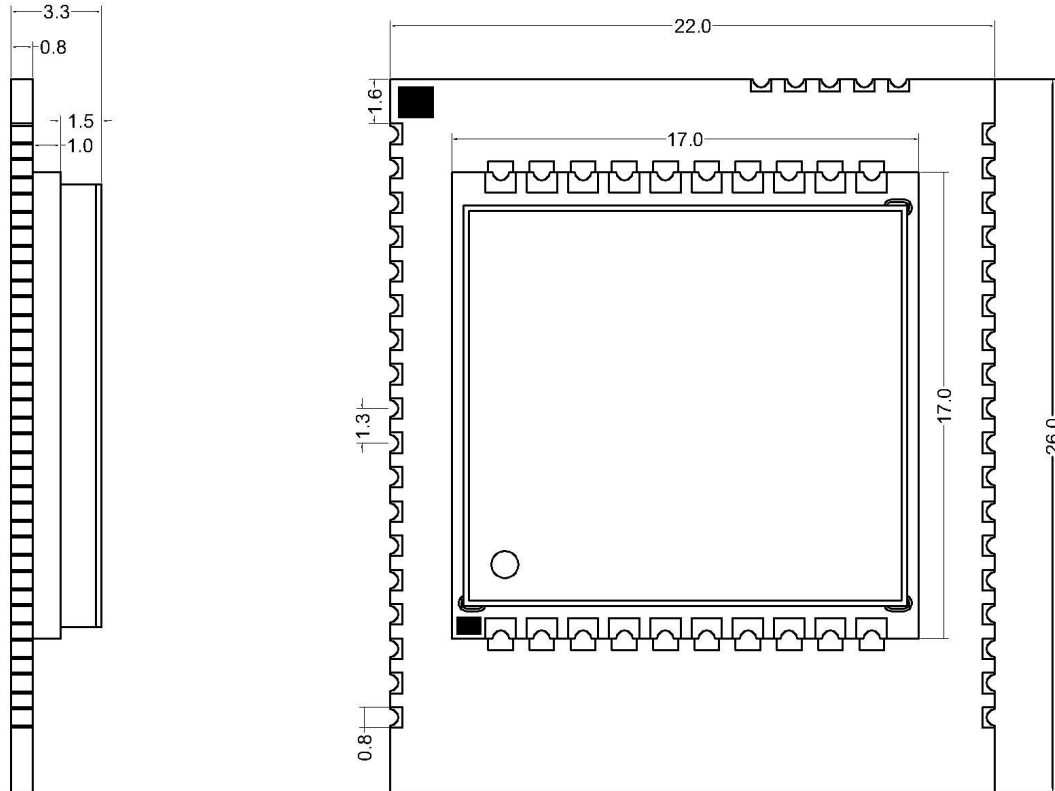
ITEM	SYMBOL	MIN	TYP	MAX	UNIT
Power Supply	VCC	3.6	5	5.5	V
Current Dissipation	$I_c(\text{active})$ $I_c(\text{standby})$	360	67(standby)	600(27dBm)	mA
Frequency	F_{REQ}	-	865~868(ETSI) 902~928(FCC)	-	MHz
RF Output Power	P_{RF}	5		27	dBm
Receive Sensitivity	SR		-74(using E310) -81(using E510) -87(using E710)		dBm

INTERFACE



NO.	SYMBOL	COMMENT
1~9	GND	Ground
10	V_{OUT}	3.0V output (max. 5mA)
11	EN	Enable, active high
12	GPO1	General Output 1 (3.3V TTL level compatible)
13	GPIO2	General Output 2 (3.3V TTL level compatible)
14	GPIO3	General Output 3 (3.3V TTL level compatible)
15	GPIO4	General Output 4 (3.3V TTL level compatible)
16~17	VCC	Power Supply
18~19	GND	Ground
20	TXD	Serial data Input (3.3V TTL level compatible)
21	RXD	Serial data Output (3.3V TTL level compatible)
22~28	Reserved	Reserved
29~38	GND	Ground
39	ANT	Antenna
40~41	GND	Ground

MECHANICAL DATA (UNIT: mm)



Application Information

1. When designing fixed reader, please take care of heat sinking and remember to make sure the heat sinker of the module is closely and stably attached to the reader's bottom plate;
2. Please refer to User's Manual for detailed protocol description.

Remark:

1. Specifications are subject to change, please pay attention to our latest version.
2. Shenzhen RoyalRay Science and Technology Co., Ltd. reserves the right to the final interpretation of the above terms.