

UHF RFID Desktop Reader



Model: RRU9816

Size: 122.4mmx84mmx20mm

GENERAL DESCRIPTION

RRU9816 is a high performance UHF RFID reader. It is designed upon dedicated RFID Engine ASIC with fully self-intellectual property. Based on proprietary efficient digital signal processing algorithm, it supports fast tag read/write operation with high identification rate. It can be widely applied in many RFID application systems such as logistics, access control, anti-counterfeit and industrial production process control system.

FEATURES

- Self-intellectual property;
- Support ISO18000-6C(EPC C1G2) protocol tag;
- 902~928MHz or 865~868MHz frequency band(frequency customization optional);
- FHSS or Fix Frequency transmission;
- Effective range from 10~300cm (adjustable according to real application need);
- Multiple tag anti-collision>50pcs/s;
- Multiple tag inventory speed>50pcs/s;
- Tag buffer size: 370PCS@Max.128bitsEPC or 120PCS@Max.496bitsEPC;
- Low power dissipation with USB power source or external single +9 DC power supply;
- Support RSSI;
- Support 2 GPIO;
- Support USB (VSP mode), RS232, Wiegand (optional) and USB HID (keyboard emulation)
- High reliability design without extra heat-sinking measure;
- Support on-the-site firmware upgrading.

CHARACTERISTICS

● Absolute Maximum Ratings

ITEM	SYMBOL	VALUE	UNIT
Power Supply	VCC (USB Power Source)	6	V
	VCC (External Power Source)	12	
Operating Temp	T _{OPR}	-20 ~ +60	°C
Storage Temp	T _{STR}	-20 ~ +70	°C

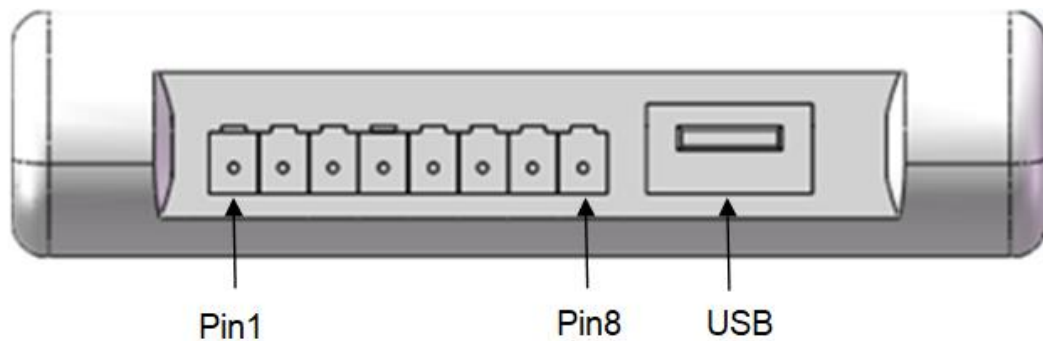
● Electrical and Mechanical Specification

Under $T_a=25^{\circ}\text{C}$, $V_{CC}=+5\text{V}$ unless specified

ITEM	SYMBOL	MIN	TYP	MAX	UNIT
Power Supply	VCC	4.5	5	6	V
		9	9	12	
Current Dissipation	I_c		180	200	mA
Frequency	F_{REQ}	-	865~868(ETSI) 902~928(FCC)	-	MHz
RF Output Power	P_{RF}	0		26	dBm
Receive Sensitivity	SR		-70		dBm

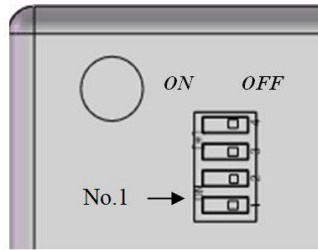
INTERFACE

1. Socket Definition



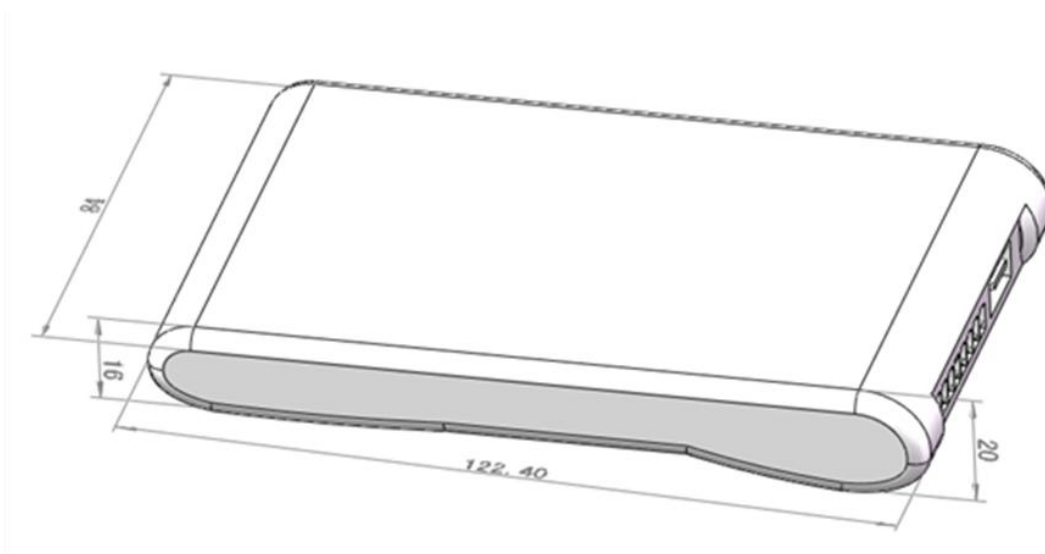
No.	Symbol	Comment
1	VCC	External +9V power supply
2	GND	Ground
3	TXD	RS-232 serial data output
4	RXD	RS-232 serial data input
5	GND	Ground
6	GPIO1	GPIO1 or Wiegand Data 0
7	GPIO2	GPIO1 or Wiegand Data 0
8	GND	Ground

2. Switch Definition



No.	Symbol	Comment
1	SEL_USB	Switch on to enable USB interface
2	SEL_USB	
3	SEL_RS232	Switch on to enable RS232 interface
4	SEL_RS232	

MECHANICAL DATA (UNIT: mm)



ACCESSORY



USB Cable *1pcs

Remark:

1. Specifications are subject to change, please pay attention to our latest version.
2. Shenzhen RoyalRay Science and Technology Co., Ltd. reserves the right to the final interpretation of the above terms.