


Ex10 UHF RFID Module(1-Port)



Model: RRU72121MJ

RRU52121MJ

RRU32121MJ

Size: 21 x 21 x 2.5mm

GENERAL DESCRIPTION

Based on the E310 chip design, Gen2 Extension Ready, ultimate small size, low power consumption, low cost, maximum RF output of 27dBm, making it the best choice for various small desktop and mobile devices. Additionally, sub-versions based on the E710 and E510 are available.

FEATURES

- Self-intellectual property;
- Designed with IMPINJ E710/E510/E310 and support ISO18000-6C(EPC C1G2) protocol tag, featuring excellent multi-tag anti-collision functionality;
- 865~868MHz/902~928MHz frequency band(frequency customization optional);
- FHSS or Fix Frequency transmission;
- RF output power up to 27dbm(adjustable);
- Supports external antennas
- IPEX 4th generation antenna connector
- Effective distance up to 6m*(with external 8dbi antenna and tag E41);
- Maximum inventory speed up to 1000pcs/s (using E710) or 600pcs/s (using E510) or 350 pcs/s (using E310);
- Tag buffer size up to 1000PCS@96bits EPC;
- Low power dissipation with single +3.6~5.5VDC power supply;
- Support RSSI;
- Capable of continuous operation for 24 hours×365 days;
- Support on-the-site firmware upgrading.

**Effective reading distance and tag interrogation speed are directly related to the antenna, tags, and the working environment.*

CHARACTERISTICS

● Absolute Maximum Ratings

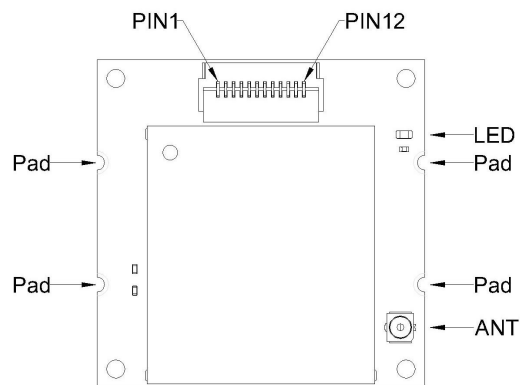
ITEM	SYMBOL	VALUE	UNIT
Power Supply	VCC	6	V
Operating Temp	T _{OPR}	-20 ~ +65	°C
Storage Temp	T _{STR}	-40 ~ +85	°C

● Electrical and Mechanical Specification

Under $T_A=25^{\circ}\text{C}$, $V_{CC}=+5\text{V}$ unless specified

ITEM	SYMBOL	MIN	TYP	MAX	UNIT
Power Supply	VCC	3.6	5	5.5	V
Current Dissipation	$I_c(\text{active})$ $I_c(\text{standby})$	360	67(standby)	600(27dBm)	mA
Frequency	F_{REQ}	-	865~868(ETSI) 902~928(FCC)	-	MHz
RF Output Power	P_{RF}	5		27	dBm
Receive Sensitivity	SR		-74(using E310) -81(using E510) -87(using E710)		dBm

INTERFACE



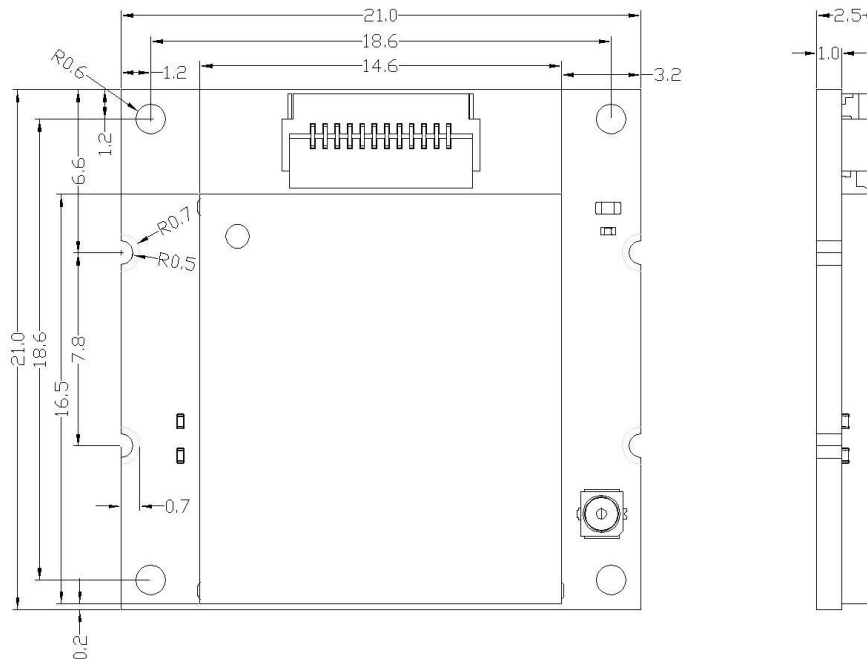
FPC Array Connector (FH34SRJ-12S-0.5)

NO.	SYMBOL	COMMENT
1	GND	Ground
2	GPO2	General Output 2 (3.0V TTL level)
3	GPO1	General Output 1 (3.0V TTL level)
4	BEEP	Buzzer Control, active high (3.0V TTL level)
5	TXD	Serial data Output (3.3V TTL level compatible)
6	RXD	Serial data Input (3.3V TTL level compatible)
7	GPI1	General Output 1 (3.3V TTL level compatible)
8	EN	Enable, active high
9	GND	Ground
10	GND	Ground
11	VCC	Power Supply
12	VCC	Power Supply

Pad: Ground Pad, used for soldering the module in place.

ANT: Antenna Interface (IPEX-4)

MECHANICAL DATA (UNIT: mm)



Application Information

1. When designing fixed reader, please take care of heat sinking and remember to make sure the heat sinker of the module is closely and stably attached to the reader's bottom plate;
2. Please refer to User's Manual for detailed protocol description.

Remark:

1. Specifications are subject to change, please pay attention to our latest version.
2. Shenzhen RoyalRay Science and Technology Co., Ltd. reserves the right to the final interpretation of the above terms.